


Hand in Hand



Friday 21st January 2022

Learning together for a better future

Dear Parent / Carers

Message from Miss Furnish

Last week and this week we are seeing Covid cases increase throughout the school. I therefore kindly ask that we all remain vigilant and if you receive a text that says that there is Covid in your child's class please continue to ensure your child takes a daily LFT.

At present we have a number of staff off and as such we will do our very best to keep business as usual but please be patient with us, especially with the office team who are short staffed.

I would like to finish, however, with high praise to the staff and children, who despite changes in staff and reduced staffing, continue to focus on the learning and rise to the challenge.

My thanks as always to each of you for your continued support.


Take care and stay safe.



Year 1 have started their unit of learning about where we live and our local area.

We learnt that a coastal area is where the land and sea meet.

We painted our own maps and labelled all of the physical and natural features of a coastal area on them.



Notice: Roskear School distributes fliers and magazines offering family services or posts details of local activities on the newsletter. Whilst we think that parents might like the information and find it useful, the school does not necessarily endorse these services.

Calendar

Additions in red

21.02.22 - 25.02.22 - Half Term

28.02.22 - School Closure Day

11.04.22 - 22.04.22 - Easter holiday

30.05.22 - 03.06.22 - Half Term

22.07.21 - School closes at 1.30pm for Summer holidays

25.07.22 - Inset Day

26.07.22 - Inset Day

SPANISH



This week, Year 4 have been learning how to pronounce different parts of the day in Spanish.

With an adult, practice pronouncing these different parts of the day. Can you remember them all?

Morning

Mañana

(mah-nyah-nah)

Midday

Mediodía

(meh-dyoh-dee-ah)

Lunchtime

Hora de comer

(oh-rah deh koh-mehr)

Afternoon

Tarde

(tahr-deh)

Evening

Noche

(noh-cheh)

Midnight

Medianoche

(meh-dyah-noh-cheh)

Teddy in Year 1 for trying his best in all he does.

Alesha in Year 2 for her wonderful writing and amazing progress.

Archie in Year 3 for his determination and focus on learning.

Nursery for their wonderful story telling.

MISS
FURNISH'S
SHOUT
OUTS!



Team EYFS

The Nursery children have been enjoying a theme about animals called 'Going Wild'. They painted animals from the story 'Dear Zoo' including a jumpy frog and a naughty monkey!

Some children can now write their names and their counting is out of this world.

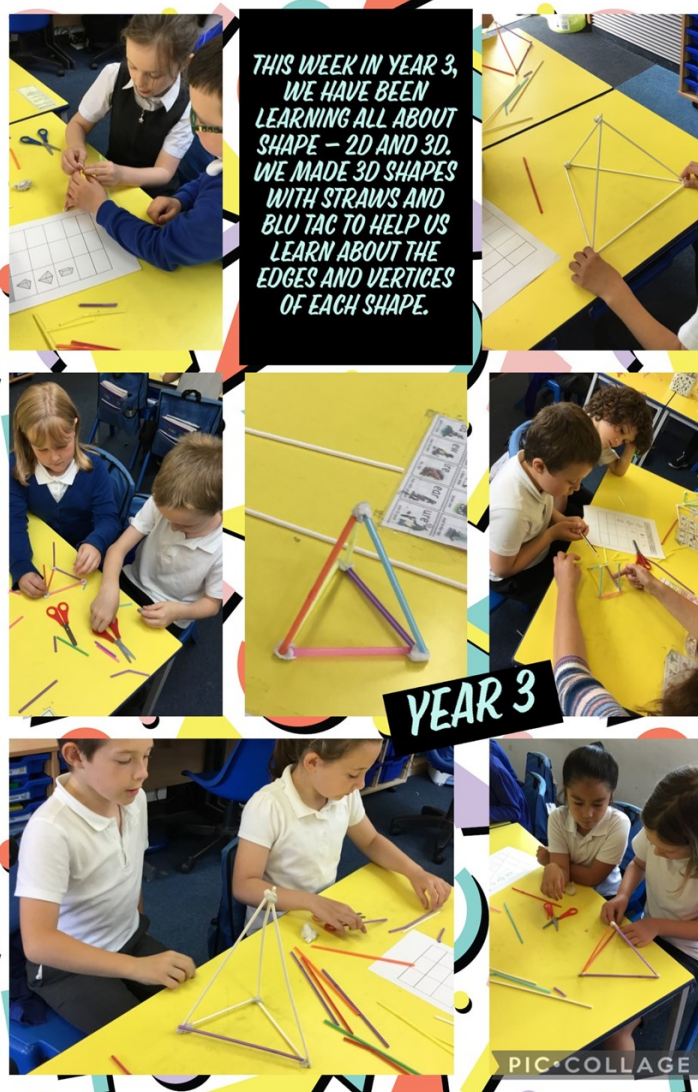


Team 3 & 4



Miss Morris-Marsham, Team 3/4 leader has been visiting all the classes! She has seen some fantastic learning and chatted to some of the Year 4 children about their maths.

They loved being given challenges and wanted more! It was so lovely to speak to the children and she can't wait to visit them again next week to see their amazing learning.



Weekly results!

Gwithian – 55

Poldhu - 94

Marazion - 19

Year 1/2 winner: Poldhu

Coverack---- 97

Truro – 65

Falmouth – 79

Newlyn – 77

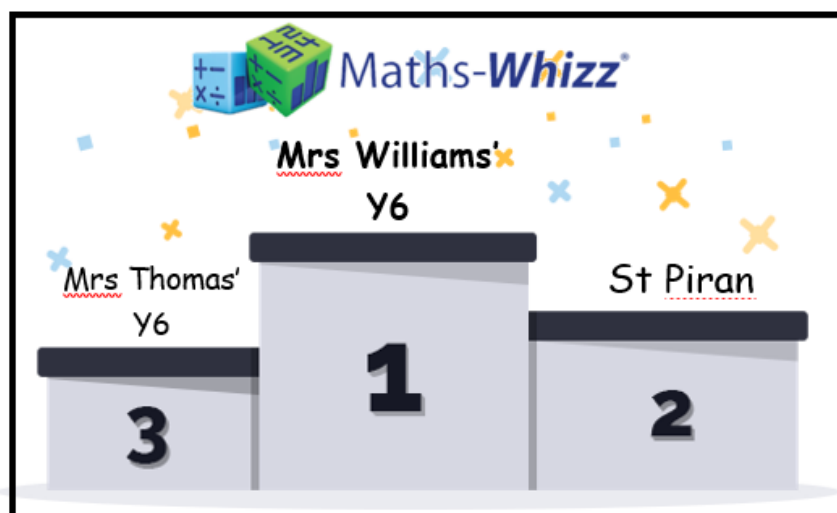
Year 3/4 winner: Coverack

St Piran ---- 197

St Blazey--- 94

Helston - 59

St Petroc - 95



EGG-CITING SCIENCE

1 TRY THIS INDOORS ... FLOATING EGG

Fill the small bowl with water nearly to the top. Gently drop the egg into the bowl and watch it sink. Take the egg out and stir a big spoonful of salt to the water. Put the egg back to see if it still sinks. Keep adding spoons of salt to the water until the egg floats. You might need to keep stirring a while to get the salt to dissolve.

You will need

- * Raw egg
- * Small bowl
- * Water
- * Salt
- * Boiled Egg
- * Tape, bubble wrap, cotton wool, small boxes, card and other recyclable items

2 TRY THIS OUTDOORS ... EGG DROP

Design and build a container to protect an egg when you drop it. Look through your materials and decide what will make the best protection. Ask an adult to help you drop the egg and container from high up. After it has dropped, open it up and check the egg to see if it's damaged. **Remember to use a boiled egg so it can be eaten afterwards.**

WHAT DO YOU NOTICE?

Things to talk about ...

If your egg was damaged after dropping think about how to improve the design of your container. Does it need more padding? If your egg survived the fall with no cracks try it again with a smaller container. What's the smallest container you can build which still protects the egg?



WHAT DO YOU NOTICE?

Things to talk about ...

How many spoons of salt did you need to add until the egg floated? Try pouring your salty water into the bottom half of a tall thin container (ideally made of clear plastic – a water bottle with the top cut off works well) and then very carefully pour plain water on top – what happens when you put the egg in?



3

WHAT IS THE SCIENCE?

EGG DROP: There are two main ways to protect the egg. You can slow the fall or cushion the egg from the impact with the ground. Making a parachute (or even wings) is a good way to slow the fall. Or, by adding different protective materials to the container, you can protect the egg as it hits the ground.

FLOATING EGG: Objects sink in water when they are more dense than the water. Salty water is more dense than plain water: the more salty, the more dense. Once the water is salty enough it will be more dense than the egg, so the egg will then float.



TOY SALE—Friday, January 28th

Toys will be on sale on Friday as part of this year's charity raising event for Cancer UK and the Children's Hospice.

All toys £1. Thank you.



Free Fun & Games For All

Make friends, have fun & move more
for **FREE** every Saturday morning!



Camborne ParkPlay


Come and meet Abi at Park
Gerry, every Saturday from
9.30am

No kit, expense or skill required,
kids and adults welcome

Register at park-play.com or scan the QR code!



Healthy
Cornwall



KS1 Book of the Week - Not Now, Bernard

Author: David McKee

Book Level: 1.4

Bernard tries to warn his parents that there is a monster in the garden, but they ignore him.



KS2 Book of the Week - Rumble Star

Author: Abi Elphinstone

Book Level: 6.9

When Casper stumbles into Rumblestar and meets Utterly, he must find his courage and help save the Unmapped Kingdoms.



Roskear Readers Weekly Word Count

It has been another great week for reading here at Roskear School. Every week in school, we celebrate the word count, both whole class and individual children. At the end of every half term, each child with the highest word count across the school and the child with the highest number of tests passed are awarded a prize. So, all you readers out there get reading and passing those quizzes

This Week's Class Word Count

1st Place - St Petroc 1,144,699, 2nd Place - Helston 774,710, 3rd Place - St Blazey 608,853

This Week's Word Count - Children

James (Coverack) - 52,446, Anita (Falmouth) - 49,003, Dylan (Helston) - 247,548

Ronnie (Newlyn) - 60,019, Charlie (St Blazey) - 258,404, Lilliana (St Petroc) - 357,233

Finn (St Piran) - 155,400, Darcy (Truro) - 52,513, Amelija (Marazion) - 1,106, Max (Portreath) - 742

<u>Position</u>	<u>Class</u>	<u>% Attend</u>	<u>Number of Late pupils</u>	<u>Change from previous week</u>
1st	St Petroc	98.6	0	-3
2nd	Falmouth	98.3	3	+3
3rd	Poldhu	97.9	0	-3
4th	Gwithian	95.9	1	-
5th	St. Blazey	93.6	3	-1
6th	Coverack	92.4	0	-4
6th	Truro	92.4	0	-1
8th	Helston	92.3	4	+2
9th	Chapel Porth	92.1	4	-
10th	Marazion	91.7	3	-
10th	Portreath	91.7	0	-1
12th	Porthcurno	91.3	0	-3
13th	Newlyn	89.3	1	-2
14th	St Piran	83.4	4	+3
Totals	Whole School	92.9	23	-8

ATTENDANCE DATA

This year's target is 96%

Congratulations to

St Petroc

who came

First

this week.

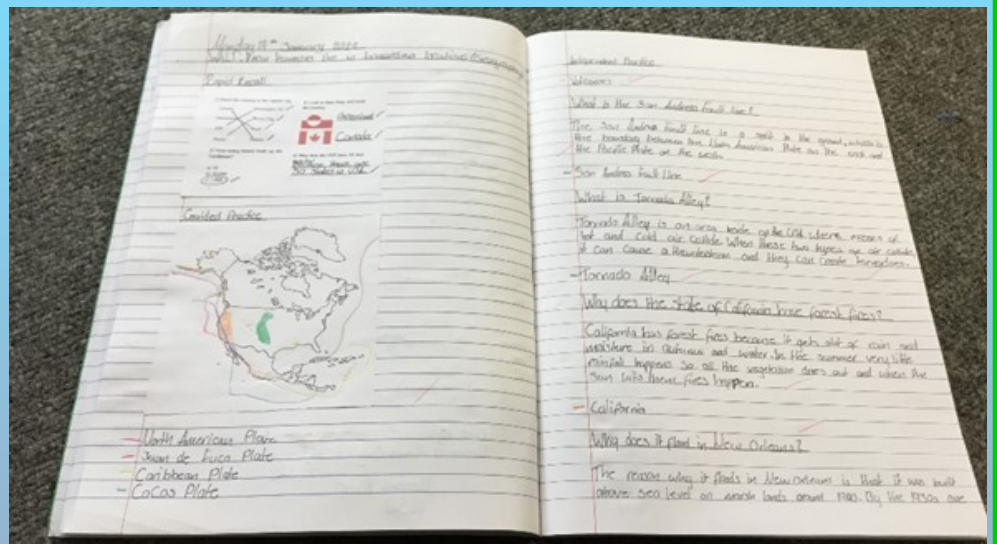


Congratulations to the following pupils who achieved 'Star of the week'

Class	Name	Reason for certificate
Chapel Porth	Courtney	For her resilient attitude to her learning and for always trying her best. Well done
Porthcurno	Brody	For creating a fantastic storymap, including drawing pictures and writing labels. You are a superstar!
Poldhu	Seb	For learning to recognize his numbers
Gwithian	Capri	For her fantastic maths and being a resilient and resourceful learner.
Portreath	Max	For following all of our golden rules this week. Well done!
Marazion	Brax	For his amazing attitude to his learning. He has tried his best in all subjects. Super work Brax!
Coverack	Theo S	For showing his amazing maths to the class
Truro	Esme	For showing good manners and respect
Falmouth	Nevaeh	For her beautiful writing this week.
Newlyn	Luca	For his amazing ideas and effort in writing this week.
St. Blazey	Austeja	For her amazing attitude to swimming - becoming far more confident.
St. Piran	Isla	For incredible perseverance during swimming this week!
Helston	Olly	Trying his very best in all that he does.
St. Petroc	Woody	For trying his hardest in our geography lesson and being able to locate hazardous locations in North America on a map.



This week in geography Year 6 have been learning about hazardous locations in North America and how to locate these on a map.





























They researched tectonic plates and where these were situated around the world.

They discovered that there are 4 plates (North America Plate, Juan de Fuca Plate, Caribbean Plate and Cocos Plate) located around North America, which is why it is such a hazardous place to live.

During the lesson, pupils also discovered that New Orleans was built on marsh land and that it is predicted by the year 2100 this city-parish will no longer exist.

Menu for week commencing Monday 24th January 2022

		WEEK 1		W/C: 20/09 11/10 01/11 22/11 13/12 03/01 24/01 14/02 07/03 28/03	
MONDAY		HOT SPECIALS...	DAILY FAVES...	SIDES...	PICK A PUD!
		Burrito   A soft wrap filled with lightly spiced veggies and rice Macaroni Cheese  Traditional Mac N Cheese, delicious macaroni in a creamy cheese sauce	Jacket Potatoes  A choice of hot and cold fillings Tomato Pasta   Fresh, homemade tomato and basil sauce with penne pasta	Green Beans and Sweetcorn	Raspberry Ripple Ice Cream
		Allegra's Chicken Filo Pie with Mashed Potato A delicious light filo pastry topped chicken pie Allegra's BBQ Beans served with Cornbread   Tasty BBQ beans served with Cornbread	Jacket Potatoes  with salmon mayonnaise Tomato Pasta   Fresh, homemade tomato and basil sauce with penne pasta	Peas and Broccoli	Brownie
		Roast Chicken with Roast Potatoes & Gravy Succulent roast chicken with fluffy roasties and tasty gravy Sweet Potato and Chickpea Roast with Roast Potatoes and Gravy   A chunky sweet potato and chickpea roast	Jacket Potatoes  A choice of hot and cold fillings Tomato Pasta   Fresh, homemade tomato and basil sauce with penne pasta	Carrots and Cabbage	Shortbread Biscuit with Fresh Cut Fruit Slices 
		Pasta Bolognese   A classic Italian beef bolognese in a yummy tomato sauce Butternut Squash and Tomato Bake with Rice   A delicious butternut squash and tomato bake served with rice	Jacket Potatoes  A choice of hot and cold fillings Tomato Pasta   Fresh, homemade tomato and basil sauce with penne pasta	Broccoli and Sweetcorn	Berry & Peach Oaty Crumble with Custard 
TUESDAY					
WEDNESDAY					
THURSDAY					
FRIDAY	